



BELLISS CUSTOM CREATIONS  
*interiors*

ABN : 40 617 559 805

UNIT 13, NO.8 RYELANE STREET  
MADDINGTON  
WA 6107

[info@belliss.com.au](mailto:info@belliss.com.au)

DESIGNER : AMBER PELLICCIOTTI  
(BA - INTERIOR ARCH (HONS))

LOCATION



SITE

NO HOUSE PLANS  
 PROPOSED KITCHEN DESIGN IS FOR FUTURE PLANNED RESIDENCE. HOUSE PLAN TO BE  
 DESIGNED AROUND KITCHEN DESIGN / DIMENSIONS / EXTREMITIES

CONTENTS

P01	TITLE PAGE
P02	GENERAL NOTES AND SITE LOCATION
P03	JOINERY PLAN
P04	REFLECTED CEILING PLAN
P05	ELECTRICAL PLAN
P06	ELEVATION 01
P07	ELEVATION 02
P08	SECTION 01 + ELEVATION 03
P09	ELEVATION 04 + ELEVATION 05
P10-P13	FFE+FINISHES SCHEDULE

GENERAL NOTES

1. BUILDER / MANUFACTURERS TO COMPLY WITH ALL CURRENT AUSTRALIAN STANDARDS AND REGULATIONS
2. THESE DOCUMENTS ARE TO BE READ IN CONJUNCTION WITH ALL SCHEDULES, SPECIFICATIONS AND SERVICE DRAWINGS.
3. THESE DRAWINGS ARE NOT TO BE USED FOR CONSTRUCTION. ALL EXISTING OR PROPOSED ELEVATIONS AND DIMENSIONS, ON SITE AND ON DRAWINGS MUST BE CHECKED AND VERIFIED BY THE HEAD OF PROJECT BEFORE THE PREPARATION OF CONSTRUCTION DRAWINGS OR COMMENCEMENT OF ANY ITEM OF WORK ON THE SITE.
4. ANY DATA SUPPLIED BY EXTERNAL PERSONNEL AND INDICATED ON THESE DRAWINGS ARE NOT THE RESPONSIBILITY OF BELLISS INTERIORS. ALL USERS OF THESE DRAWINGS ARE ADVISED TO CHECK OTHER SUPPLIERS DATA.
5. 3D VIEWS / PERSPECTIVES / ILLUSTRATIONS ARE INTENDED TO BE USED AS A VISUAL GUIDE AND ONLY TO AID. THEY ARE NOT PRESCRIPTIVE. THEY ARE INDICATIVE ONLY.

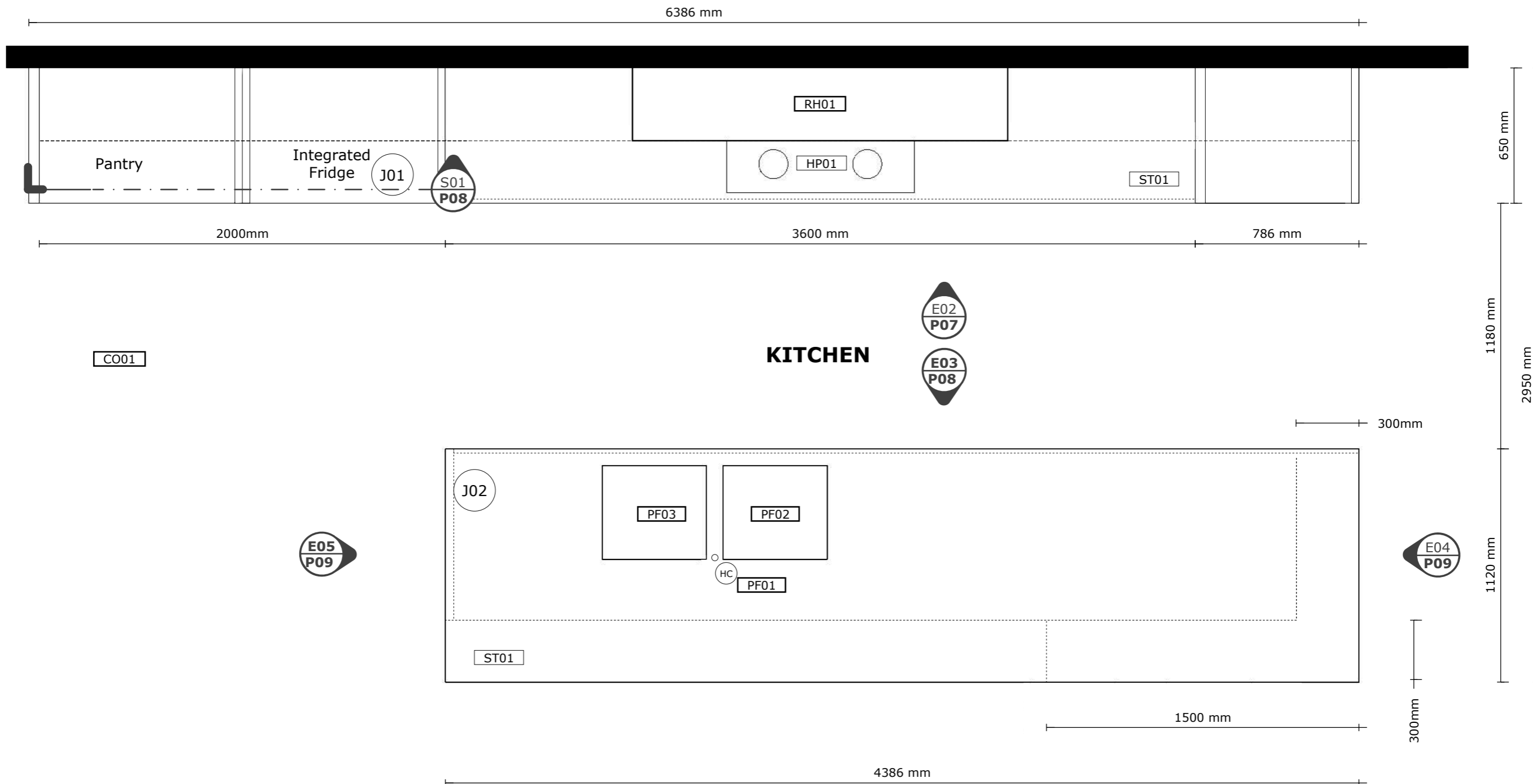
LEGEND CODE - REFER TO FINISHES SCHEDULE FOR SPECIFICATION				NOTES	
LAM00	LAMINATE/BOARD	TB00	TIMBER	HD00	HANDLE SELECTION
ST00	STONE	CO00	CONCRETE	FT00	FITTING ITEM
SS00	SOLID SURFACE	VY00	VINYL	PF00	PLUMBING FIXTURE
TL00	TILE/PORCELAIN	CP00	CARPET	LF00	LIGHT FITTING
PA00	WALL PAINT	AC00	ACOUSTIC PANEL	OV01	OVEN
				FR00	FRIDGE
				HP00	HOT PLATE
				RH00	RANGEHOOD
				DW00	DISHWASHER
				MW00	MICROWAVE
				AP00	ADDITIONAL APPLIANCE
				WD00	WINDOW
				WT01	WINDOW TREATMENT
				EX00	EXISTING DOOR
				D00	NEW DOOR

NOTES
1. BUILDER / MANUFACTURERS TO COMPLY WITH ALL CURRENT AUSTRALIAN STANDARDS AND REGULATIONS
2. THESE DOCUMENTS ARE TO BE READ IN CONJUNCTION WITH ALL SCHEDULES, SPECIFICATIONS AND SERVICE DRAWINGS.
3. THESE DRAWINGS ARE NOT TO BE USED FOR CONSTRUCTION. ALL EXISTING OR PROPOSED ELEVATIONS AND DIMENSIONS, ON SITE AND ON DRAWINGS MUST BE CHECKED AND VERIFIED BY THE HEAD OF PROJECT BEFORE THE PREPARATION OF CONSTRUCTION DRAWINGS OR COMMENCEMENT OF ANY ITEM OF WORK ON THE SITE.
4. ANY DATA SUPPLIED BY EXTERNAL PERSONNEL AND INDICATED ON THESE DRAWINGS ARE NOT THE RESPONSIBILITY OF BELLISS INTERIORS. ALL USERS OF THESE DRAWINGS ARE ADVISED TO CHECK OTHER SUPPLIERS DATA.
5. 3D VIEWS / PERSPECTIVES / ILLUSTRATIONS ARE INTENDED TO BE USED AS A VISUAL GUIDE AND ONLY TO AID. THEY ARE NOT PRESCRIPTIVE. THEY ARE INDICATIVE ONLY.

DRAWING SYMBOLS
ELEVATION MARKER/PAGE REFERENCE
SECTION MARKER/PAGE REFERENCE
DETAIL MARKER / REFERENCE
JOINERY ITEM NUMBER
SITE ORIENTATION
HOT/COLD WATER SUPPLY
FLOOR WASTE
WATER FILTRATION SYSTEM
GENERAL POWER OUTLET - SINGLE
GENERAL POWER OUTLET - DOUBLE
AIRCONDITIONING VENT
CEILING FAN

DRAWING SYMBOLS
RECESSED TRACK LIGHTING
USB POWER PORT
SURFACE SINGLE LAMP FLOURESCENT
SURFACE DOUBLE LAMP FLOURESCENT
RECESSED FLOURESCENT
DOWN LIGHT
RECESSED WALL MOUNTED LIGHT
SURFACE WALL MOUNTED LIGHT
SINGLE POLE SWITCH
TWO POLE SWITCH
THREE POLE SWITCH

BELLISS CUSTOM CREATIONS ABN : 40 617 559 805 UNIT 13, NO 8 RYLANE STREET MADDINGTON, WA 6109 DRAWN BY A. PELLICCIOTTI (BA INTERIOR ARCH (HONS))	CLIENT Mr J. Smith  BUILDER N/A	SITE South Perth WA  DATE 01.01.2022	DRAWING Site and Contents  SCALE 1:20	ROOM Kitchen  REVISION NO. 000	PROJECT NO. #0012  PAGE P002
---	---	--	---	--	--



**JOINERY PLAN 01**  
Scale 1:20

JP01  
P03

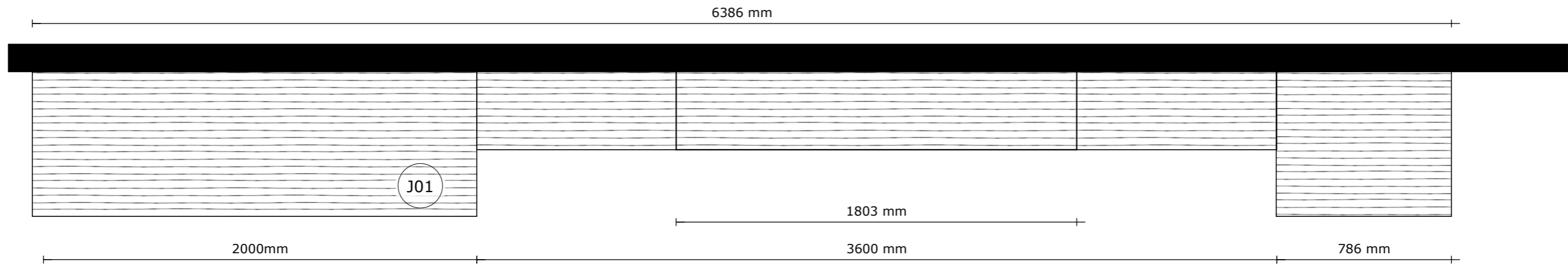
E01  
P06

LEGEND CODE - REFER TO FINISHES SCHEDULE FOR SPECIFICATION				NOTES					
LAM00	LAMINATE/BOARD	TB00	TIMBER	HD00	HANDLE SELECTION	FR00	FRIDGE	AP00	ADDITIONAL APPLIANCE
ST00	STONE	CO00	CONCRETE	FT00	FITTING ITEM	HP00	HOT PLATE	WD00	WINDOW
SS00	SOLID SURFACE	VY00	VINYL	PF00	PLUMBING FIXTURE	RH00	RANGEHOOD	WT01	WINDOW TREATMENT
TL00	TILE/PORCELAIN	CP00	CARPET	LF00	LIGHT FITTING	DW00	DISHWASHER	EX00	EXISTING DOOR
PA00	WALL PAINT	AC00	ACOUSTIC PANEL	DT00	DETAIL NUMBER	MW00	MICROWAVE	D00	NEW DOOR

NOTES
1. BUILDER / MANUFACTURERS TO COMPLY WITH ALL CURRENT AUSTRALIAN STANDARDS AND REGULATIONS
2. THESE DOCUMENTS ARE TO BE READ IN CONJUNCTION WITH ALL SCHEDULES, SPECIFICATIONS AND SERVICE DRAWINGS.
3. THESE DRAWINGS ARE NOT TO BE USED FOR CONSTRUCTION. ALL EXISTING OR PROPOSED ELEVATIONS AND DIMENSIONS, ON SITE AND ON DRAWINGS MUST BE CHECKED AND VERIFIED BY THE HEAD OF PROJECT BEFORE THE PREPARATION OF CONSTRUCTION DRAWINGS OR COMMENCEMENT OF ANY ITEM OF WORK ON THE SITE.
4. ANY DATA SUPPLIED BY EXTERNAL PERSONNEL AND INDICATED ON THESE DRAWINGS ARE NOT THE RESPONSIBILITY OF BELLISS INTERIORS. ALL USERS OF THESE DRAWINGS ARE ADVISED TO CHECK OTHER SUPPLIERS DATA.
5. 3D VIEWS / PERSPECTIVES / ILLUSTRATIONS ARE INTENDED TO BE USED AS A VISUAL GUIDE AND ONLY TO AID. THEY ARE NOT PRESCRIPTIVE. THEY ARE INDICATIVE ONLY.

DRAWING SYMBOLS
ELEVATION MARKER/PAGE REFERENCE
SECTION MARKER/PAGE REFERENCE
DETAIL MARKER / REFERENCE
JOINERY ITEM NUMBER
SITE ORIENTATION
HOT/COLD WATER SUPPLY
FLOOR WASTE
WATER FILTRATION SYSTEM
GENERAL POWER OUTLET - SINGLE
GENERAL POWER OUTLET - DOUBLE
AIRCONDITIONING VENT
CEILING FAN

DRAWING SYMBOLS
RECESSED TRACK LIGHTING
USB POWER PORT
SURFACE SINGLE LAMP FLOURESCENT
SURFACE DOUBLE LAMP FLOURESCENT
RECESSED FLOURESCENT
DOWN LIGHT
RECESSED WALL MOUNTED LIGHT
SURFACE WALL MOUNTED LIGHT
SINGLE POLE SWITCH
TWO POLE SWITCH
THREE POLE SWITCH



# KITCHEN

## REFLECTED CEILING PLAN 01

RP01

Scale 1:20

LEGEND CODE - REFER TO FINISHES SCHEDULE FOR SPECIFICATION				NOTES					
LAM00	LAMINATE/BOARD	TB00	TIMBER	HD00	HANDLE SELECTION	FR00	FRIDGE	AP00	ADDITIONAL APPLIANCE
ST00	STONE	CO00	CONCRETE	FT00	FITTING ITEM	HP00	HOT PLATE	WD00	WINDOW
SS00	SOLID SURFACE	VY00	VINYL	PF00	PLUMBING FIXTURE	RH00	RANGEHOOD	WT01	WINDOW TREATMENT
TL00	TILE/PORCELAIN	CP00	CARPET	LF00	LIGHT FITTING	DW00	DISHWASHER	EX00	EXISTING DOOR
PA00	WALL PAINT	AC00	ACOUSTIC PANEL	OV01	OVEN	MW00	MICROWAVE	D00	NEW DOOR

NOTES
1. BUILDER / MANUFACTURERS TO COMPLY WITH ALL CURRENT AUSTRALIAN STANDARDS AND REGULATIONS
2. THESE DOCUMENTS ARE TO BE READ IN CONJUNCTION WITH ALL SCHEDULES, SPECIFICATIONS AND SERVICE DRAWINGS.
3. THESE DRAWINGS ARE NOT TO BE USED FOR CONSTRUCTION. ALL EXISTING OR PROPOSED ELEVATIONS AND DIMENSIONS, ON SITE AND ON DRAWINGS MUST BE CHECKED AND VERIFIED BY THE HEAD OF PROJECT BEFORE THE PREPARATION OF CONSTRUCTION DRAWINGS OR COMMENCEMENT OF ANY ITEM OF WORK ON THE SITE.
4. ANY DATA SUPPLIED BY EXTERNAL PERSONNEL AND INDICATED ON THESE DRAWINGS ARE NOT THE RESPONSIBILITY OF BELLISS INTERIORS. ALL USERS OF THESE DRAWINGS ARE ADVISED TO CHECK OTHER SUPPLIERS DATA.
5. 3D VIEWS / PERSPECTIVES / ILLUSTRATIONS ARE INTENDED TO BE USED AS A VISUAL GUIDE AND ONLY TO AID. THEY ARE NOT PRESCRIPTIVE. THEY ARE INDICATIVE ONLY.

DRAWING SYMBOLS
ELEVATION MARKER/PAGE REFERENCE
SECTION MARKER/PAGE REFERENCE
DETAIL MARKER / REFERENCE
JOINERY ITEM NUMBER
SITE ORIENTATION
HOT/COLD WATER SUPPLY
FLOOR WASTE
WATER FILTRATION SYSTEM
GENERAL POWER OUTLET - SINGLE
GENERAL POWER OUTLET - DOUBLE
AIRCONDITIONING VENT
CEILING FAN

DRAWING SYMBOLS
RECESSED TRACK LIGHTING
USB POWER PORT
SURFACE SINGLE LAMP FLOURESCENT
SURFACE DOUBLE LAMP FLOURESCENT
RECESSED FLOURESCENT
DOWN LIGHT
RECESSED WALL MOUNTED LIGHT
SURFACE WALL MOUNTED LIGHT
SINGLE POLE SWITCH
TWO POLE SWITCH
THREE POLE SWITCH

**BELLISS CUSTOM CREATIONS**  
 ABN : 40 617 559 805  
 UNIT 13, NO 8 RYLANE STREET  
 MADDINGTON, WA 6109  
 DRAWN BY  
 A. PELLICCIOTTI (BA INTERIOR ARCH (HONS))

CLIENT  
 Mr J. Smith  
 BUILDER  
 N/A

SITE  
 South Perth WA  
 DATE  
 01.01.2022

DRAWING  
 Reflected Ceiling Plan

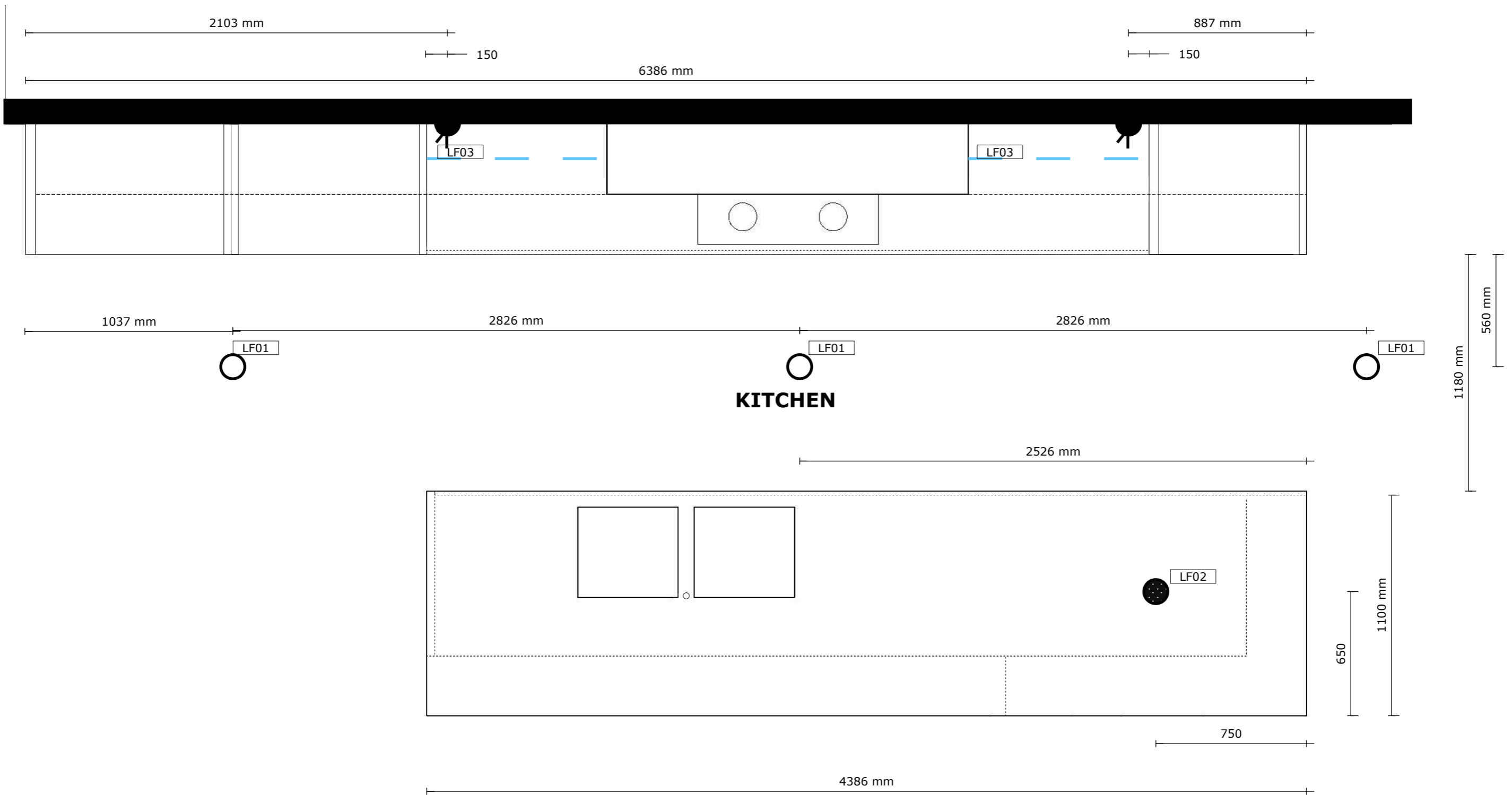
ROOM  
 Kitchen

PROJECT NO.  
 #0012

SCALE  
 1:20

REVISION NO.  
 000

PAGE  
 P004



**ELECTRICAL PLAN 01**

Scale 1:20



LEGEND CODE - REFER TO FINISHES SCHEDULE FOR SPECIFICATION				NOTES					
LAM00	LAMINATE/BOARD	TB00	TIMBER	HD00	HANDLE SELECTION	FR00	FRIDGE	AP00	ADDITIONAL APPLIANCE
ST00	STONE	CO00	CONCRETE	FT00	FITTING ITEM	HP00	HOT PLATE	WD00	WINDOW
SS00	SOLID SURFACE	VY00	VINYL	PF00	PLUMBING FIXTURE	RH00	RANGEHOOD	WT01	WINDOW TREATMENT
TL00	TILE/PORCELAIN	CP00	CARPET	LF00	LIGHT FITTING	DW00	DISHWASHER	EX00	EXISTING DOOR
PA00	WALL PAINT	AC00	ACOUSTIC PANEL	OV01	OVEN	MW00	MICROWAVE	D00	NEW DOOR

**NOTES**

- BUILDER / MANUFACTURERS TO COMPLY WITH ALL CURRENT AUSTRALIAN STANDARDS AND REGULATIONS
- THESE DOCUMENTS ARE TO BE READ IN CONJUNCTION WITH ALL SCHEDULES, SPECIFICATIONS AND SERVICE DRAWINGS.
- THESE DRAWINGS ARE NOT TO BE USED FOR CONSTRUCTION. ALL EXISTING OR PROPOSED ELEVATIONS AND DIMENSIONS, ON SITE AND ON DRAWINGS MUST BE CHECKED AND VERIFIED BY THE HEAD OF PROJECT BEFORE THE PREPARATION OF CONSTRUCTION DRAWINGS OR COMMENCEMENT OF ANY ITEM OF WORK ON THE SITE.
- ANY DATA SUPPLIED BY EXTERNAL PERSONNEL AND INDICATED ON THESE DRAWINGS ARE NOT THE RESPONSIBILITY OF BELLISS INTERIORS. ALL USERS OF THESE DRAWINGS ARE ADVISED TO CHECK OTHER SUPPLIERS DATA.
- 3D VIEWS / PERSPECTIVES / ILLUSTRATIONS ARE INTENDED TO BE USED AS A VISUAL GUIDE AND ONLY TO AID. THEY ARE NOT PRESCRIPTIVE. THEY ARE INDICATIVE ONLY.

DRAWING SYMBOLS	
	ELEVATION MARKER/PAGE REFERENCE
	SECTION MARKER/PAGE REFERENCE
	DETAIL MARKER / REFERENCE
	JOINERY ITEM NUMBER
	SITE ORIENTATION
	HOT/COLD WATER SUPPLY
	FLOOR WASTE
	WATER FILTRATION SYSTEM
	GENERAL POWER OUTLET - SINGLE
	GENERAL POWER OUTLET - DOUBLE
	AIRCONDITIONING VENT
	CEILING FAN

DRAWING SYMBOLS	
	RECESSED TRACK LIGHTING
	USB POWER PORT
	SURFACE SINGLE LAMP FLOURESCENT
	SURFACE DOUBLE LAMP FLOURESCENT
	RECESSED FLOURESCENT
	DOWN LIGHT
	RECESSED WALL MOUNTED LIGHT
	SURFACE WALL MOUNTED LIGHT
	SINGLE POLE SWITCH
	TWO POLE SWITCH
	THREE POLE SWITCH

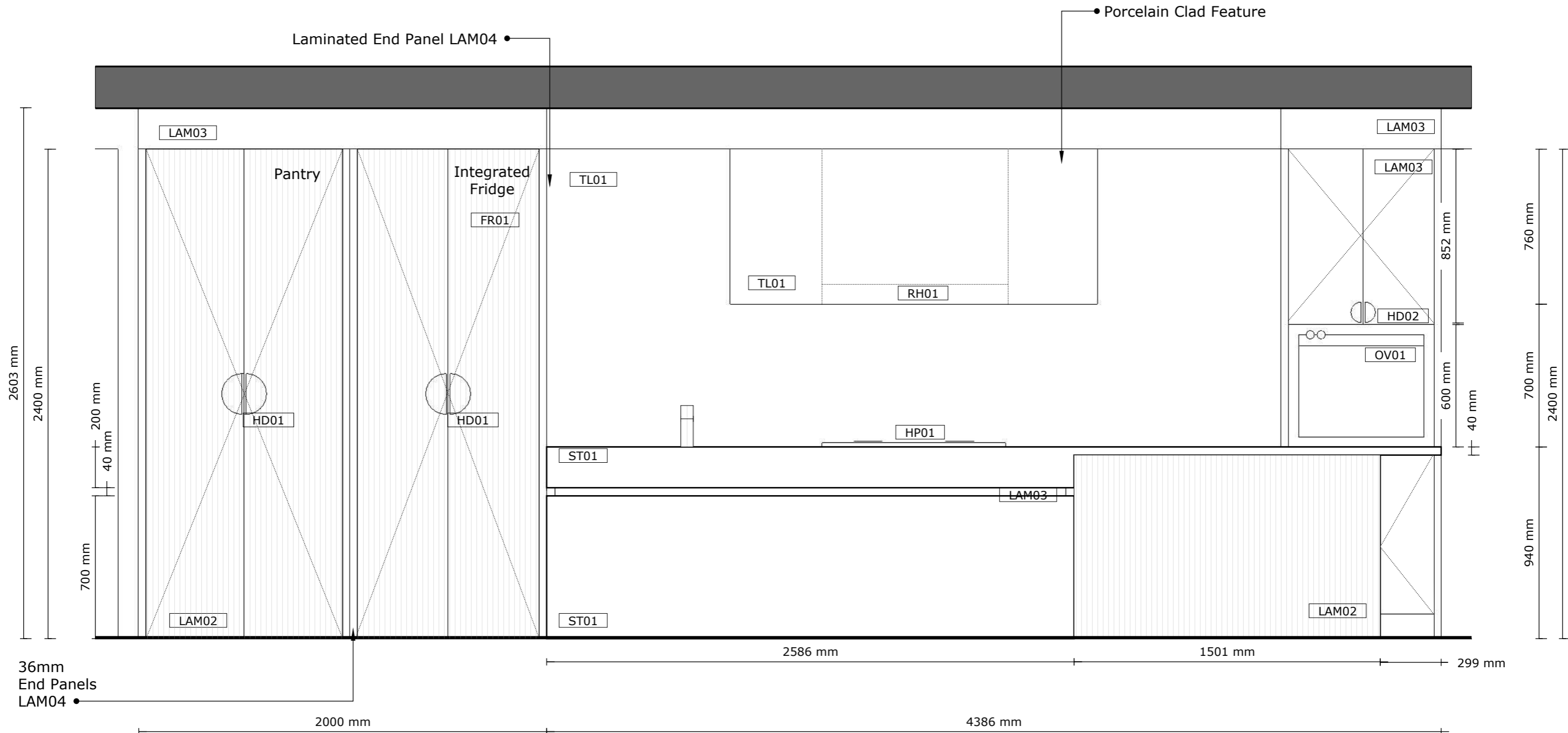
**BELLISS CUSTOM CREATIONS**  
 ABN : 40 617 559 805  
 UNIT 13, NO 8 RYLANE STREET  
 MADDINGTON, WA 6109  
 DRAWN BY  
 A. PELLICCIOTTI (BA INTERIOR ARCH (HONS))

**CLIENT**  
 Mr J. Smith  
**BUILDER**  
 N/A

**SITE**  
 South Perth WA  
**DATE**  
 01.01.2022

**DRAWING**  
 Electrival Plan  
**SCALE**  
 1:20  
**ROOM**  
 Kitchen  
**REVISION NO.**  
 000

**PROJECT NO.**  
 #0012  
**PAGE**  
 P005



**J01 - ELEVATION 01**

Scale 1:20

E01  
P03

LEGEND CODE - REFER TO FINISHES SCHEDULE FOR SPECIFICATION				NOTES	
LAM00	LAMINATE/BOARD	TB00	TIMBER	HD00	HANDLE SELECTION
ST00	STONE	CO00	CONCRETE	FT00	FITTING ITEM
SS00	SOLID SURFACE	VY00	VINYL	PF00	PLUMBING FIXTURE
TL00	TILE/PORCELAIN	CP00	CARPET	LF00	LIGHT FITTING
PA00	WALL PAINT	AC00	ACOUSTIC PANEL	OV01	OVEN
				FR00	FRIDGE
				HP00	HOT PLATE
				RH00	RANGEHOOD
				DW00	DISHWASHER
				MW00	MICROWAVE
				AP00	ADDITIONAL APPLIANCE
				WD00	WINDOW
				WT01	WINDOW TREATMENT
				EX00	EXISTING DOOR
				D00	NEW DOOR

**NOTES**

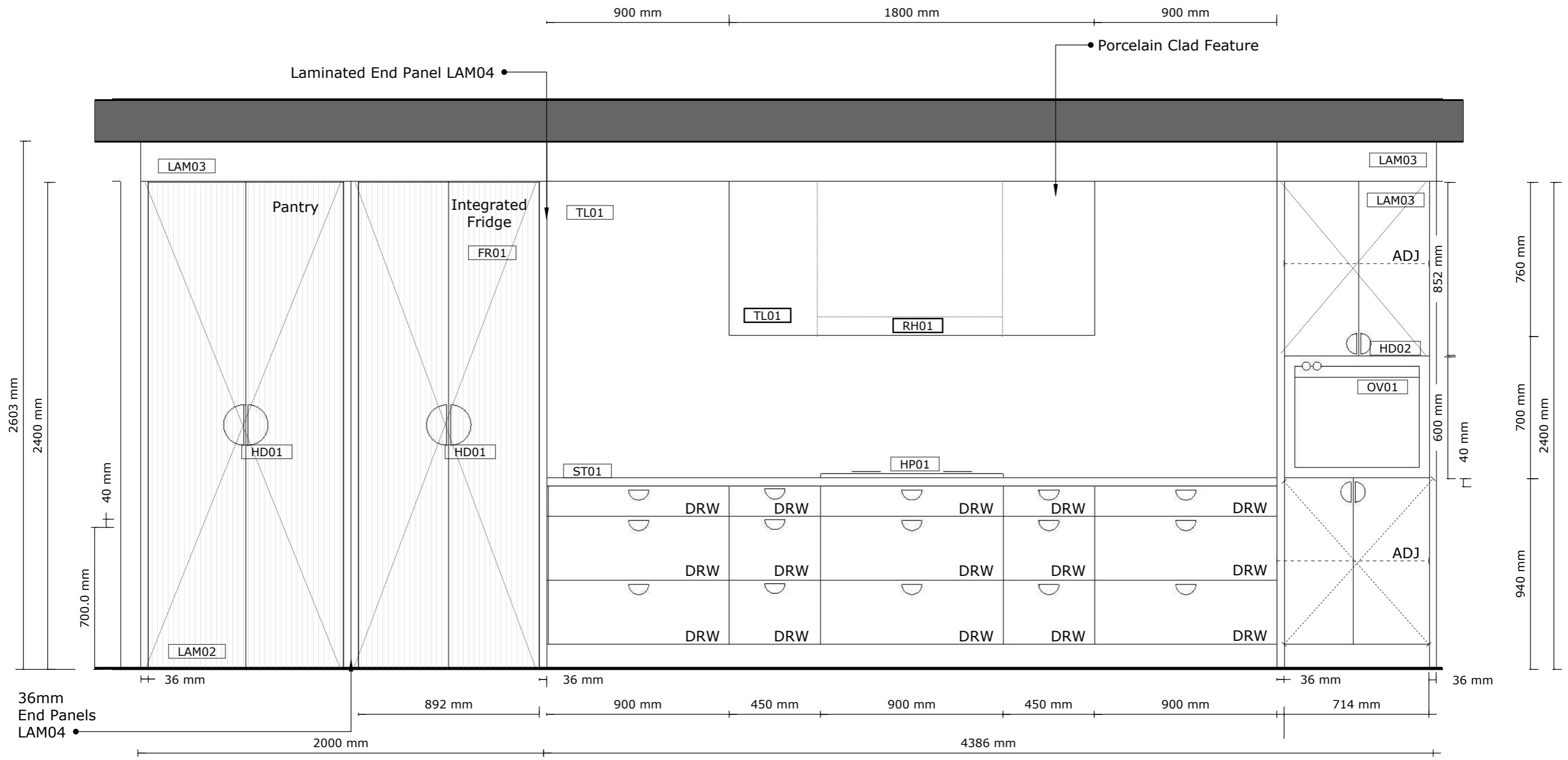
- BUILDER / MANUFACTURERS TO COMPLY WITH ALL CURRENT AUSTRALIAN STANDARDS AND REGULATIONS
- THESE DOCUMENTS ARE TO BE READ IN CONJUNCTION WITH ALL SCHEDULES, SPECIFICATIONS AND SERVICE DRAWINGS.
- THESE DRAWINGS ARE NOT TO BE USED FOR CONSTRUCTION. ALL EXISTING OR PROPOSED ELEVATIONS AND DIMENSIONS, ON SITE AND ON DRAWINGS MUST BE CHECKED AND VERIFIED BY THE HEAD OF PROJECT BEFORE THE PREPARATION OF CONSTRUCTION DRAWINGS OR COMMENCEMENT OF ANY ITEM OF WORK ON THE SITE.
- ANY DATA SUPPLIED BY EXTERNAL PERSONNEL AND INDICATED ON THESE DRAWINGS ARE NOT THE RESPONSIBILITY OF BELLISS INTERIORS. ALL USERS OF THESE DRAWINGS ARE ADVISED TO CHECK OTHER SUPPLIERS DATA.
- 3D VIEWS / PERSPECTIVES / ILLUSTRATIONS ARE INTENDED TO BE USED AS A VISUAL GUIDE AND ONLY TO AID. THEY ARE NOT PRESCRIPTIVE. THEY ARE INDICATIVE ONLY.

**DRAWING SYMBOLS**

	ELEVATION MARKER/PAGE REFERENCE
	SECTION MARKER/PAGE REFERENCE
	DETAIL MARKER / REFERENCE
	JOINERY ITEM NUMBER
	SITE ORIENTATION
	HOT/COLD WATER SUPPLY
	FLOOR WASTE
	WATER FILTRATION SYSTEM
	GENERAL POWER OUTLET - SINGLE
	GENERAL POWER OUTLET - DOUBLE
	AIRCONDITIONING VENT
	CEILING FAN

**DRAWING SYMBOLS**

	RECESSED TRACK LIGHTING
	USB POWER PORT
	SURFACE SINGLE LAMP FLOURESCENT
	SURFACE DOUBLE LAMP FLOURESCENT
	RECESSED FLOURESCENT
	DOWN LIGHT
	RECESSED WALL MOUNTED LIGHT
	SURFACE WALL MOUNTED LIGHT
	SINGLE POLE SWITCH
	TWO POLE SWITCH
	THREE POLE SWITCH



**J01 - ELEVATION 02**

Scale 1:20

E02  
P03

LEGEND CODE - REFER TO FINISHES SCHEDULE FOR SPECIFICATION				NOTES	
LAM00	LAMINATE/BOARD	TB00	TIMBER	HD00	HANDLE SELECTION
ST00	STONE	CO00	CONCRETE	FT00	FITTING ITEM
SS00	SOLID SURFACE	VY00	VINYL	PF00	PLUMBING FIXTURE
TL00	TILE/PORCELAIN	CP00	CARPET	LF00	LIGHT FITTING
PA00	WALL PAINT	AC00	ACOUSTIC PANEL	OV01	OVEN
				FR00	FRIDGE
				HP00	HOT PLATE
				RH00	RANGEHOOD
				DW00	DISHWASHER
				MW00	MICROWAVE
				AP00	ADDITIONAL APPLIANCE
				WD00	WINDOW
				WT01	WINDOW TREATMENT
				EX00	EXISTING DOOR
				D00	NEW DOOR

**NOTES**

- BUILDER / MANUFACTURERS TO COMPLY WITH ALL CURRENT AUSTRALIAN STANDARDS AND REGULATIONS
- THESE DOCUMENTS ARE TO BE READ IN CONJUNCTION WITH ALL SCHEDULES, SPECIFICATIONS AND SERVICE DRAWINGS.
- THESE DRAWINGS ARE NOT TO BE USED FOR CONSTRUCTION. ALL EXISTING OR PROPOSED ELEVATIONS AND DIMENSIONS, ON SITE AND ON DRAWINGS MUST BE CHECKED AND VERIFIED BY THE HEAD OF PROJECT BEFORE THE PREPARATION OF CONSTRUCTION DRAWINGS OR COMMENCEMENT OF ANY ITEM OF WORK ON THE SITE.
- ANY DATA SUPPLIED BY EXTERNAL PERSONNEL AND INDICATED ON THESE DRAWINGS ARE NOT THE RESPONSIBILITY OF BELLISS INTERIORS. ALL USERS OF THESE DRAWINGS ARE ADVISED TO CHECK OTHER SUPPLIERS DATA.
- 3D VIEWS / PERSPECTIVES / ILLUSTRATIONS ARE INTENDED TO BE USED AS A VISUAL GUIDE AND ONLY TO AID. THEY ARE NOT PRESCRIPTIVE. THEY ARE INDICATIVE ONLY.

DRAWING SYMBOLS	
	ELEVATION MARKER/PAGE REFERENCE
	SECTION MARKER/PAGE REFERENCE
	DETAIL MARKER / REFERENCE
	JOINERY ITEM NUMBER
	SITE ORIENTATION
	HOT/COLD WATER SUPPLY
	FLOOR WASTE
	WATER FILTRATION SYSTEM
	GENERAL POWER OUTLET - SINGLE
	GENERAL POWER OUTLET - DOUBLE
	AIRCONDITIONING VENT
	CEILING FAN

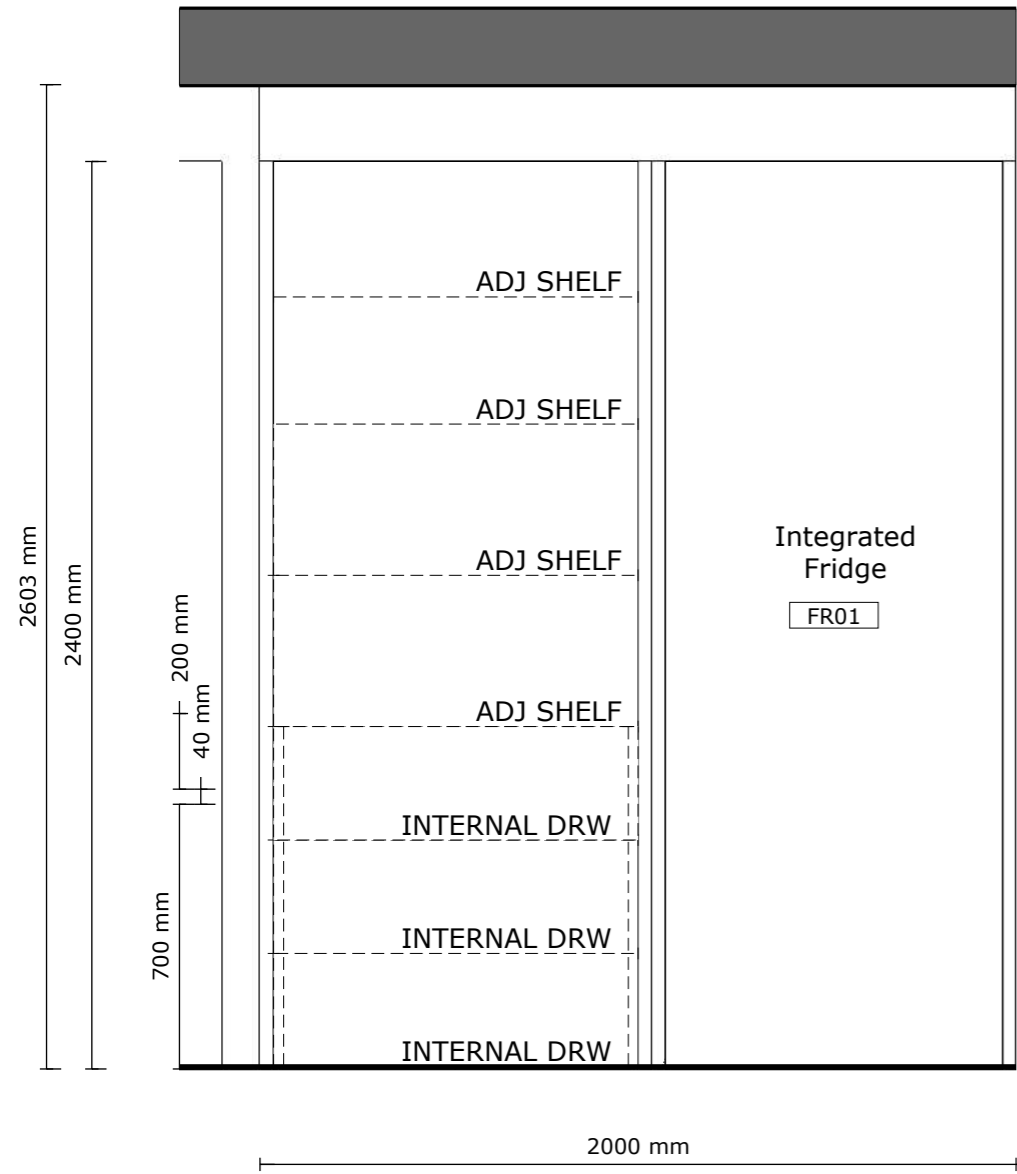
DRAWING SYMBOLS	
	RECESSED TRACK LIGHTING
	USB POWER PORT
	SURFACE SINGLE LAMP FLOURESCENT
	SURFACE DOUBLE LAMP FLOURESCENT
	RECESSED FLOURESCENT
	DOWN LIGHT
	RECESSED WALL MOUNTED LIGHT
	SURFACE WALL MOUNTED LIGHT
	SINGLE POLE SWITCH
	TWO POLE SWITCH
	THREE POLE SWITCH

**BELLISS CUSTOM CREATIONS**  
 ABN : 40 617 559 805  
 UNIT 13, NO 8 RYLANE STREET  
 MADDINGTON, WA 6109  
 DRAWN BY  
 A. PELLICCIOTTI (BA INTERIOR ARCH (HONS))

**CLIENT**  
 Mr J. Smith  
**BUILDER**  
 N/A

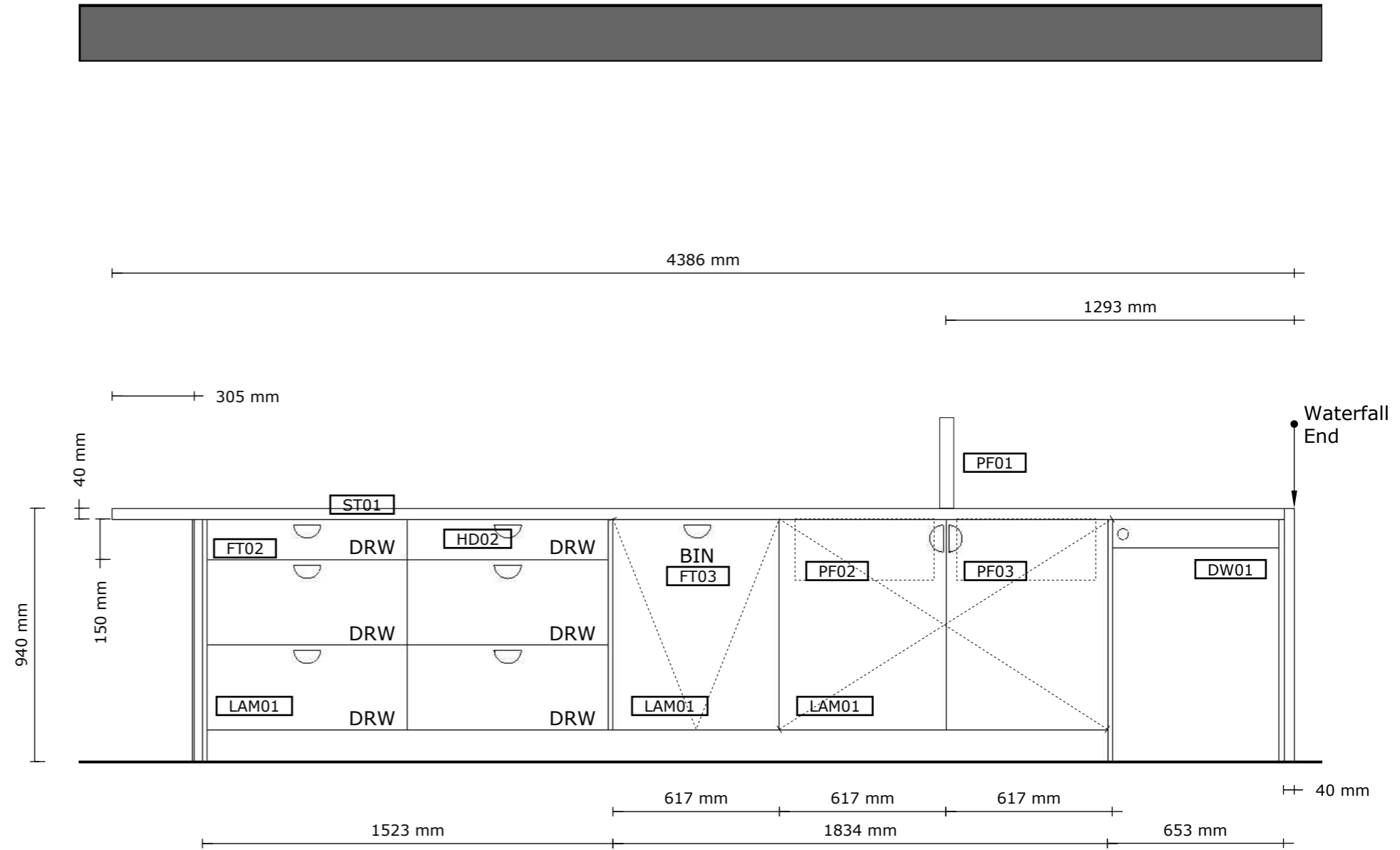
**SITE**  
 South Perth WA  
**DATE**  
 01.01.2022

DRAWING	ROOM	PROJECT NO.
Elevation 02	Kitchen	#0012
SCALE 1:20	REVISION NO. 000	PAGE P007



**J01 - SECTION 01**  
Scale 1:20

S01  
P03



**J02 - ELEVATION 03**  
Scale 1:20

E03  
P03

LEGEND CODE - REFER TO FINISHES SCHEDULE FOR SPECIFICATION				NOTES			
LAM00	LAMINATE/BOARD	TB00	TIMBER	HD00	HANDLE SELECTION	FR00	FRIDGE
ST00	STONE	CO00	CONCRETE	FT00	FITTING ITEM	HP00	HOT PLATE
SS00	SOLID SURFACE	VY00	VINYL	PF00	PLUMBING FIXTURE	RH00	RANGEHOOD
TL00	TILE/PORCELAIN	CP00	CARPET	LF00	LIGHT FITTING	DW00	DISHWASHER
PA00	WALL PAINT	AC00	ACOUSTIC PANEL	OV01	OVEN	MW00	MICROWAVE
				AP00	ADDITIONAL APPLIANCE		
				WD00	WINDOW		
				WT01	WINDOW TREATMENT		
				EX00	EXISTING DOOR		
				D00	NEW DOOR		

NOTES
1. BUILDER / MANUFACTURERS TO COMPLY WITH ALL CURRENT AUSTRALIAN STANDARDS AND REGULATIONS
2. THESE DOCUMENTS ARE TO BE READ IN CONJUNCTION WITH ALL SCHEDULES, SPECIFICATIONS AND SERVICE DRAWINGS.
3. THESE DRAWINGS ARE NOT TO BE USED FOR CONSTRUCTION. ALL EXISTING OR PROPOSED ELEVATIONS AND DIMENSIONS, ON SITE AND ON DRAWINGS MUST BE CHECKED AND VERIFIED BY THE HEAD OF PROJECT BEFORE THE PREPARATION OF CONSTRUCTION DRAWINGS OR COMMENCEMENT OF ANY ITEM OF WORK ON THE SITE.
4. ANY DATA SUPPLIED BY EXTERNAL PERSONNEL AND INDICATED ON THESE DRAWINGS ARE NOT THE RESPONSIBILITY OF BELLISS INTERIORS. ALL USERS OF THESE DRAWINGS ARE ADVISED TO CHECK OTHER SUPPLIERS DATA.
5. 3D VIEWS / PERSPECTIVES / ILLUSTRATIONS ARE INTENDED TO BE USED AS A VISUAL GUIDE AND ONLY TO AID. THEY ARE NOT PRESCRIPTIVE. THEY ARE INDICATIVE ONLY.

DRAWING SYMBOLS
ELEVATION MARKER/PAGE REFERENCE
SECTION MARKER/PAGE REFERENCE
DETAIL MARKER / REFERENCE
JOINERY ITEM NUMBER
SITE ORIENTATION
HOT/COLD WATER SUPPLY
FLOOR WASTE
WATER FILTRATION SYSTEM
GENERAL POWER OUTLET - SINGLE
GENERAL POWER OUTLET - DOUBLE
AIRCONDITIONING VENT
CEILING FAN

DRAWING SYMBOLS
RECESSED TRACK LIGHTING
USB POWER PORT
SURFACE SINGLE LAMP FLOURESCENT
SURFACE DOUBLE LAMP FLOURESCENT
RECESSED FLOURESCENT
DOWN LIGHT
RECESSED WALL MOUNTED LIGHT
SURFACE WALL MOUNTED LIGHT
SINGLE POLE SWITCH
TWO POLE SWITCH
THREE POLE SWITCH

**BELLISS CUSTOM CREATIONS**  
ABN : 40 617 559 805  
UNIT 13, NO 8 RYLANE STREET  
MADDINGTON, WA 6109  
DRAWN BY  
A. PELLICCIOTTI (BA INTERIOR ARCH (HONS))

CLIENT  
Mr J. Smith  
BUILDER  
N/A

SITE  
South Perth WA  
DATE  
01.01.2022

DRAWING  
Section 01 + Elevation 03  
SCALE  
1:20  
ROOM  
Kitchen  
REVISION NO.  
000

PROJECT NO.  
#0012  
PAGE  
P008





**J02 - ELEVATION 04**  
Scale 1:20  
E04 P03

**J02 - ELEVATION 05**  
Scale 1:20  
E05 P03

LEGEND CODE - REFER TO FINISHES SCHEDULE FOR SPECIFICATION				NOTES	
LAM00	LAMINATE/BOARD	TB00	TIMBER	HD00	HANDLE SELECTION
ST00	STONE	CO00	CONCRETE	FT00	FITTING ITEM
SS00	SOLID SURFACE	VY00	VINYL	PF00	PLUMBING FIXTURE
TL00	TILE/PORCELAIN	CP00	CARPET	LF00	LIGHT FITTING
PA00	WALL PAINT	AC00	ACOUSTIC PANEL	OV01	OVEN
				FR00	FRIDGE
				HP00	HOT PLATE
				RH00	RANGEHOOD
				DW00	DISHWASHER
				MW00	MICROWAVE
				AP00	ADDITIONAL APPLIANCE
				WD00	WINDOW
				WT01	WINDOW TREATMENT
				EX00	EXISTING DOOR
				D00	NEW DOOR

NOTES
1. BUILDER / MANUFACTURERS TO COMPLY WITH ALL CURRENT AUSTRALIAN STANDARDS AND REGULATIONS
2. THESE DOCUMENTS ARE TO BE READ IN CONJUNCTION WITH ALL SCHEDULES, SPECIFICATIONS AND SERVICE DRAWINGS.
3. THESE DRAWINGS ARE NOT TO BE USED FOR CONSTRUCTION. ALL EXISTING OR PROPOSED ELEVATIONS AND DIMENSIONS, ON SITE AND ON DRAWINGS MUST BE CHECKED AND VERIFIED BY THE HEAD OF PROJECT BEFORE THE PREPARATION OF CONSTRUCTION DRAWINGS OR COMMENCEMENT OF ANY ITEM OF WORK ON THE SITE.
4. ANY DATA SUPPLIED BY EXTERNAL PERSONNEL AND INDICATED ON THESE DRAWINGS ARE NOT THE RESPONSIBILITY OF BELLISS INTERIORS. ALL USERS OF THESE DRAWINGS ARE ADVISED TO CHECK OTHER SUPPLIERS DATA.
5. 3D VIEWS / PERSPECTIVES / ILLUSTRATIONS ARE INTENDED TO BE USED AS A VISUAL GUIDE AND ONLY TO AID. THEY ARE NOT PRESCRIPTIVE. THEY ARE INDICATIVE ONLY.

DRAWING SYMBOLS
ELEVATION MARKER/PAGE REFERENCE
SECTION MARKER/PAGE REFERENCE
DETAIL MARKER / REFERENCE (DT00)
JOINERY ITEM NUMBER
SITE ORIENTATION
HOT/COLD WATER SUPPLY
FLOOR WASTE
WATER FILTRATION SYSTEM
GENERAL POWER OUTLET - SINGLE
GENERAL POWER OUTLET - DOUBLE
AIRCONDITIONING VENT
CEILING FAN

DRAWING SYMBOLS
RECESSED TRACK LIGHTING
USB POWER PORT
SURFACE SINGLE LAMP FLOURESCENT
SURFACE DOUBLE LAMP FLOURESCENT
RECESSED FLOURESCENT
DOWN LIGHT
RECESSED WALL MOUNTED LIGHT
SURFACE WALL MOUNTED LIGHT
SINGLE POLE SWITCH
TWO POLE SWITCH
THREE POLE SWITCH

FF+E & FINISHES SCHEDULE



CLIENT  
Mr J. Smith  
SITE  
South Perth WA


DATE  
01.01.2022  
REVISION  
01

PROJECT NUMBER  
#0012  
PAGE  
P010


LAMINATE

CODE	DESCRIPTION	LOCATION	IMAGE	SUPPLIER	COMMENT	REVISION	WEBSITE
LAM01	2PAC Lacquer in Gloss White to Match DULUX Vivid White	KITCHEN J01		N/A		01	
LAM02	Polytec Steccawood - Natural Oak Ravine	KITCHEN J01/J02		Polytec	Steccawood finish to Doors only	01	<a href="https://www.polytec.com.au/colour/natural-oak/">https://www.polytec.com.au/colour/natural-oak/</a>
LAM03	Polytec Black Wenge Ravine	KITCHEN J01		Polytec		01	<a href="https://www.polytec.com.au/colour/black-wenge/">https://www.polytec.com.au/colour/black-wenge/</a>
LAM04	Polytec Laminate- Natural Oak Ravine	KITCHEN J01		Polytec	Laminate to side panels	01	<a href="https://www.polytec.com.au/colour/natural-oak/">https://www.polytec.com.au/colour/natural-oak/</a>

STONE

CODE	DESCRIPTION	LOCATION	IMAGE	SUPPLIER	COMMENT	REVISION	WEBSITE
ST01	Ceasar Stone Organic White	KITCHEN J01/J02		Ceasar Stone		01	<a href="https://www.caesarstone.com.au/colour/4600-organic-white">https://www.caesarstone.com.au/colour/4600-organic-white</a>

TILE/PORCELAIN

CODE	DESCRIPTION	LOCATION	IMAGE	SUPPLIER	COMMENT	REVISION	WEBSITE
TL01	Bella Series - Calcatta Macchia Vecchia	KITCHEN J01		Lusso Group		01	<a href="https://lussogroup.com.au/bella-series/colours/">https://lussogroup.com.au/bella-series/colours/</a>




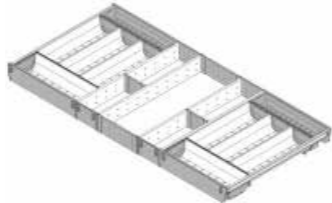

# FF+E & FINISHES SCHEDULE



CLIENT  
Mr J. Smith  
SITE  
South Perth WA

DATE  
01.01.2022  
REVISION  
01

PROJECT NUMBER  
#0012  
PAGE  
P011

CONCRETE							
CODE	DESCRIPTION	LOCATION	IMAGE	SUPPLIER	COMMENT	REVISION	WEBSITE
CO01	Polished Concrete / Satin finish. Selection TBA	KITCHEN FLOOR		N/A		01	
HANDLE SELECTION							
CODE	DESCRIPTION	LOCATION	IMAGE	SUPPLIER	COMMENT	REVISION	WEBSITE
HD01	So Watt Design - Half Moon Handle Black	KITCHEN Pantry and Fridge Doors		So Watt Design	Orientation as per drawing	01	<a href="https://sowatt.com.au/products/half-moon-black?variant=36117405073563">https://sowatt.com.au/products/half-moon-black?variant=36117405073563</a>
HD02	Imes Cabinetry Handle - Black Pull Matte	KITCHEN		ABI Interiors	Orientation as per drawing	01	<a href="https://www.abiinteriors.com.au/product/imes-cabinetry-pull-matte-black/">https://www.abiinteriors.com.au/product/imes-cabinetry-pull-matte-black/</a>
FITTING ITEM							
CODE	DESCRIPTION	LOCATION	IMAGE	SUPPLIER	COMMENT	REVISION	WEBSITE
FT01	TBA - Spice Insert (Agoform)	KITCHEN J01		Wilson and Bradly		01	<a href="https://www.wilbrad.com.au/shop/productdetails?pid=4030&amp;name=Agoform-Spice-Insert-For-Sky-and-Linea-Slate-Grey-Grained">https://www.wilbrad.com.au/shop/productdetails?pid=4030&amp;name=Agoform-Spice-Insert-For-Sky-and-Linea-Slate-Grey-Grained</a>
FT02	Blum Orgaline Utensil divider	KITCHEN		Wilson and Bradly		01	<a href="https://www.wilbrad.com.au/shop/productdetails?pid=1392&amp;name=Blum-ORGA-LINE-Drawer-Insert-Cutlery-Set-Cabinet-Width-1000mm-Nominal-Length-450mm-Customer-Special-Order-ZSI-10VEI4&amp;cid=512">https://www.wilbrad.com.au/shop/productdetails?pid=1392&amp;name=Blum-ORGA-LINE-Drawer-Insert-Cutlery-Set-Cabinet-Width-1000mm-Nominal-Length-450mm-Customer-Special-Order-ZSI-10VEI4&amp;cid=512</a>
FT03	Sige 82L Bin	KITCHEN		Wilson and Bradley		01	<a href="https://www.wilbrad.com.au/media/150552/swb6082-sige-82-litre-waste-bin.pdf">https://www.wilbrad.com.au/media/150552/swb6082-sige-82-litre-waste-bin.pdf</a>



CLIENT  
Mr J. Smith  
SITE  
South Perth WA



DATE  
01.01.2022  
REVISION  
01

PROJECT NUMBER  
#0012  
PAGE  
P012

## PLUMBING FIXTURE

CODE	DESCRIPTION	LOCATION	IMAGE	SUPPLIER	COMMENT	REVISION	WEBSITE
PF01	Quadra Electroplated Black Kitchen Sink Mixer Tap 360° Swivel Solid Brass	KITCHEN J02		Quadra		01	
PF02	Tech 75U Undermount Sink -	KITCHEN J02		Sink Warehouse		01	<a href="https://www.sinkwarehouse.com.au/products/tech-75u-undermount-sink.html">https://www.sinkwarehouse.com.au/products/tech-75u-undermount-sink.html</a>
PF03	Tech 75U Undermount Sink -	KITCHEN J02		Sink Warehouse		01	<a href="https://www.sinkwarehouse.com.au/products/tech-75u-undermount-sink.html">https://www.sinkwarehouse.com.au/products/tech-75u-undermount-sink.html</a>

## APPLIANCE

CODE	DESCRIPTION	LOCATION	IMAGE	SUPPLIER	COMMENT	REVISION	WEBSITE
FR01	FRIDGE - Gagganaeu TBA	KITCHEN J01	TBA	TBA		01	TBA
DW01	DISH WASHER - Quad-wash XD3A25MB	KITCHEN J02		LG		01	<a href="https://www.lg.com/au/dishwashers/lg-XD3A25MB">https://www.lg.com/au/dishwashers/lg-XD3A25MB</a>
OV01	OVEN -Siemens 60cm iQ700 studioLine eco-Clean Combi-Steam Built-In Oven HS-858GXB6B	KITCHEN J01				01	<a href="https://www.winnings.com.au/p/siemens-60cm-iq700-studioline-eco-clean-combisteam-builtin-oven-hs-858gxb6b">https://www.winnings.com.au/p/siemens-60cm-iq700-studioline-eco-clean-combisteam-builtin-oven-hs-858gxb6b</a>





CLIENT  
Mr J. Smith  
SITE  
South Perth WA

DATE  
01.01.2022  
REVISION  
01

PROJECT NUMBER  
#0012  
PAGE  
P013

### APPLIANCES (Continued)

CODE	DESCRIPTION	LOCATION	IMAGE	SUPPLIER	COMMENT	REVISION	WEBSITE
HP01	HOT PLATE Westinghouse WHC933BC 90cm Ce- ramic Cooktop	KITCHEN J01		Westinghouse - Appliances Online		01	<a href="https://www.appliancesonline.com.au/product/westinghouse-whc933bc-90cm-ceramic-cooktop">https://www.appliancesonline.com.au/product/westinghouse-whc933bc-90cm-ceramic-cooktop</a>
RH01	RANGE HOOD - Electrolux 86cm Integrated Rangehood	KITCHEN J01		Retrovision (Electrolux)		01	<a href="https://www.retrovision.com.au/electrolux-86cm-integrated-rangehood-eri842dsd?gclid=CjwKCAjwu_mSBhAYEiwA5BBmf_DB1egbloRVsAE-DIG4hx1yUZIUJadrS9Dv-BKD51uuMi3l-4vFTFWBoCLGMQAvD_BwE">https://www.retrovision.com.au/electrolux-86cm-integrated-rangehood-eri842dsd?gclid=CjwKCAjwu_mSBhAYEiwA5BBmf_DB1egbloRVsAE-DIG4hx1yUZIUJadrS9Dv-BKD51uuMi3l-4vFTFWBoCLGMQAvD_BwE</a>

### FURNITURE

CODE	DESCRIPTION	LOCATION	IMAGE	SUPPLIER	COMMENT	REVISION	WEBSITE
BS01	BAR STOOLS - TBA Client to select	KITCHEN				01	